

TEACHER REPORT

Name of Teacher	KENNETH SEET
Course	CS2030-Programming Methodology II (LABORATORY)
Academic Year/Sem	2023/2024 - SEM 2
Department	COMPUTER SCIENCE
Faculty	SCHOOL OF COMPUTING

Raters	Student
Responded	19
Invited	23
Response Ratio	83%

Note:

Class Size = Invited; Response Size = Responded; Response Rate = Response Ratio

A. GUIDELINES FOR INTERPRETING THE REPORT

The teacher evaluation report is for developmental purposes and is meant to help identify strengths and areas for improvement. Please consider the following recommendations that will aid in interpreting the results:

1. Examine the report by taking note of patterns in order to consider how best to act on the feedback your students have taken the time to provide. Use the reflection section at the end to reflect upon how you might act on the feedback.
2. These evaluations stem from student perception and thus constitute one source of evidence among others as to the quality of your teaching. Any response to the feedback should be based on the most representative results rather than on outlying responses.
3. Upon getting a general sense as to what has gone well, and which areas may require attention and improvement, it is important to drill down to the related questions. These questions can help guide future action if feedback from students suggest areas for improvement.
4. Keep both the likert scale and written comments in mind while reading through the report. High scores (4+) suggest student consensus indicating a strength. On the other hand, low scores (2-) should be considered as an area that requires immediate developmental focus based on student feedback.

B. NOMINATION FOR TEACHING AWARDS

	Response Count
I would like to nominate KENNETH SEET for teaching awards	5

Comment
- Able to address the students like equals & is always ready to offer them help, something that is greatly valued in a tough course like this
- Caring, patient and engaging
- Excellent TA who cares for the students, goes the extra mile, makes difficult concepts easy
- smart and enthusiastic
- helpful

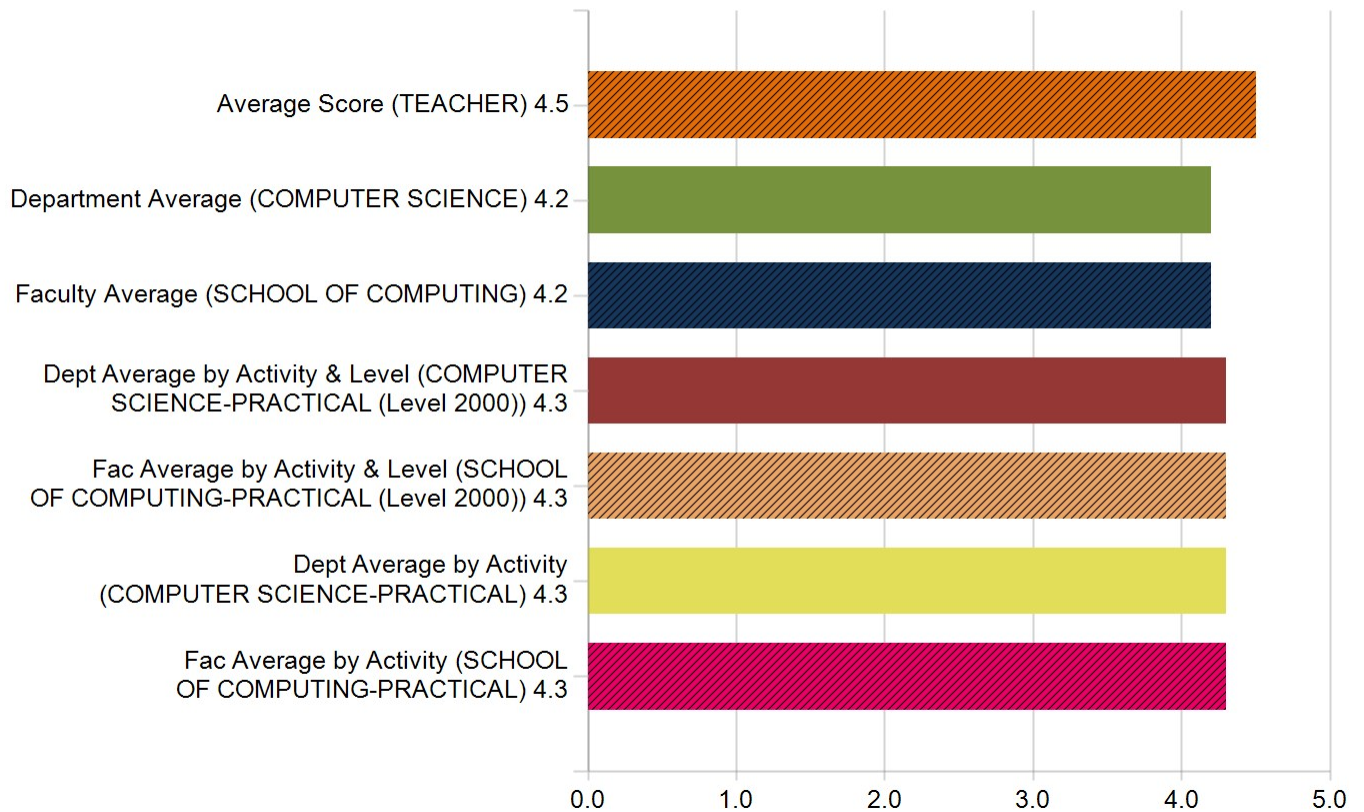
C. STUDENT FEEDBACK SCORES

(i) Rating Score

Question	Average Score (TEACHER)		Department Average (COMPUTER SCIENCE)		Faculty Average (SCHOOL OF COMPUTING)	
	Mean	Standard Deviation	Mean	Standard Deviation	Mean	Standard Deviation
Overall, the teacher is effective.	4.5	0.5	4.2	0.8	4.2	0.8

Question	Average Score (TEACHER)	Dept Average by Activity & Level (COMPUTER SCIENCE-PRACTICAL (Level 2000))	Fac Average by Activity & Level (SCHOOL OF COMPUTING-PRACTICAL (Level 2000))	Dept Average by Activity (COMPUTER SCIENCE-PRACTICAL)	Fac Average by Activity (SCHOOL OF COMPUTING-PRACTICAL)
	Mean	Mean	Mean	Mean	Mean
Overall, the teacher is effective.	4.5	4.3	4.3	4.3	4.3

Overall, the teacher is effective



Question	Average Score (TEACHER)		Department Average (COMPUTER SCIENCE)		Faculty Average (SCHOOL OF COMPUTING)	
	Mean	Standard Deviation	Mean	Standard Deviation	Mean	Standard Deviation
The teacher has enhanced my thinking ability.	4.6	0.5	4.3	0.8	4.2	0.8
The teacher provided timely and useful feedback.	4.6	0.5	4.2	0.8	4.2	0.9
The teacher has increased my interest in the subject.	4.4	0.7	4.2	0.9	4.2	0.9
Average of Q1-Q3	4.5	0.6	4.2	-	4.2	-

Question	Average Score (TEACHER)	Dept Average by Activity & Level (COMPUTER SCIENCE-PRACTICAL (Level 2000))	Fac Average by Activity & Level (SCHOOL OF COMPUTING-PRACTICAL (Level 2000))	Dept Average by Activity (COMPUTER SCIENCE-PRACTICAL)	Fac Average by Activity (SCHOOL OF COMPUTING-PRACTICAL)
	Mean	Mean	Mean	Mean	Mean
The teacher has enhanced my thinking ability.	4.6	4.3	4.3	4.3	4.3
The teacher provided timely and useful feedback.	4.6	4.3	4.3	4.3	4.3
The teacher has increased my interest in the subject.	4.4	4.3	4.3	4.2	4.2
Average of Q1-Q3	4.5	4.3	4.3	4.3	4.3

Department Specific Questions

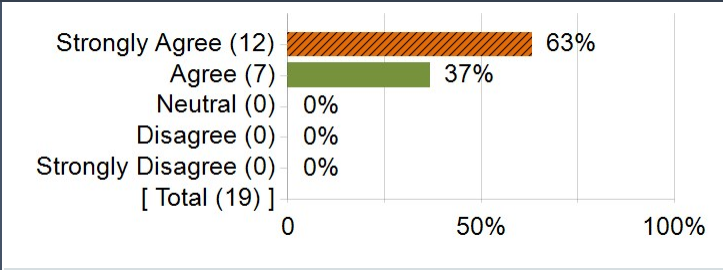
Question	Average Score (TEACHER)		Department Average (COMPUTER SCIENCE)	
	Mean	Standard Deviation	Mean	Standard Deviation
The teacher engaged me in useful interactions that have enhanced my learning.	4.4	0.8	4.2	0.8

Question	Average Score (TEACHER)		Department Average (COMPUTER SCIENCE)	
	Mean	Standard Deviation	Mean	Standard Deviation
The teacher's attitude and approach encouraged me to think and work in a creative and independent way.	4.5	0.6	4.2	0.8

Question	Average Score (TEACHER)		Department Average (COMPUTER SCIENCE)	
	Mean	Standard Deviation	Mean	Standard Deviation
The teacher cares about student development and learning.	4.5	0.8	4.3	0.8

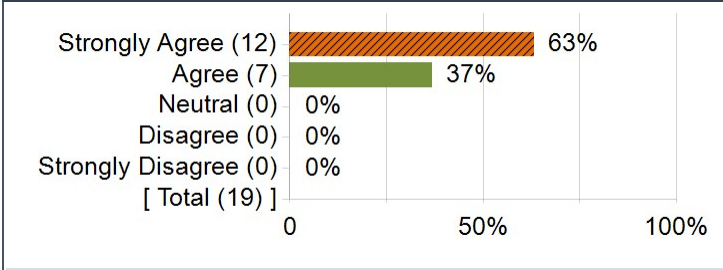
(ii) Distribution of Responses and Additional Statistics

1. The teacher has enhanced my thinking ability.



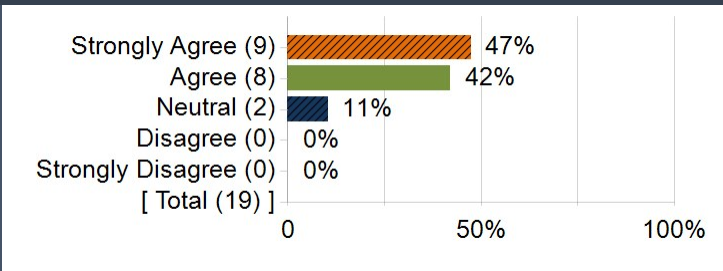
Statistics	Value
Response Count	19
Mean	4.6
Median	5.0
Mode	5
80th Percentile	5.0
Standard Deviation	0.5
Positive Feedback	100%

2. The teacher provided timely and useful feedback.



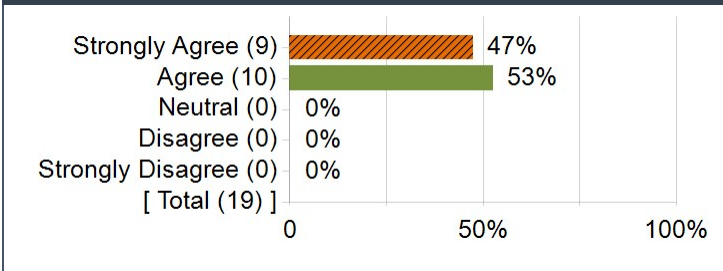
Statistics	Value
Response Count	19
Mean	4.6
Median	5.0
Mode	5
80th Percentile	5.0
Standard Deviation	0.5
Positive Feedback	100%

3. The teacher has increased my interest in the subject.



Statistics	Value
Response Count	19
Mean	4.4
Median	4.0
Mode	5
80th Percentile	5.0
Standard Deviation	0.7
Positive Feedback	89%

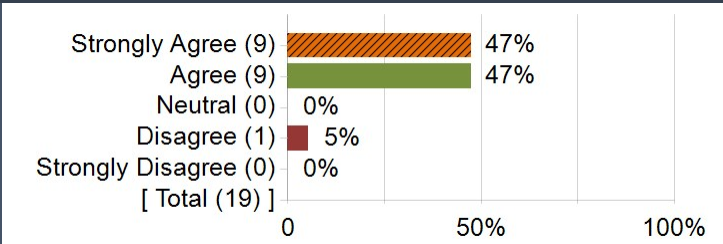
4. Overall, the teacher is effective.



Statistics	Value
Response Count	19
Mean	4.5
Median	4.0
Mode	4
80th Percentile	5.0
Standard Deviation	0.5
Positive Feedback	100%

The teacher engaged me in useful interactions that have enhanced my learning.

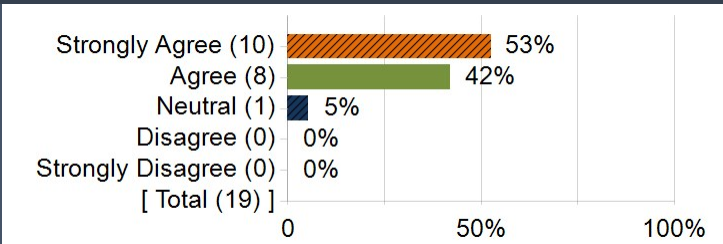
The teacher engaged me in useful interactions that have enhanced my learning.



Statistics	Value
Response Count	19
Mean	4.4
Median	4.0
Mode	5, 4
80th Percentile	5.0
Standard Deviation	0.8
Positive Feedback	95%

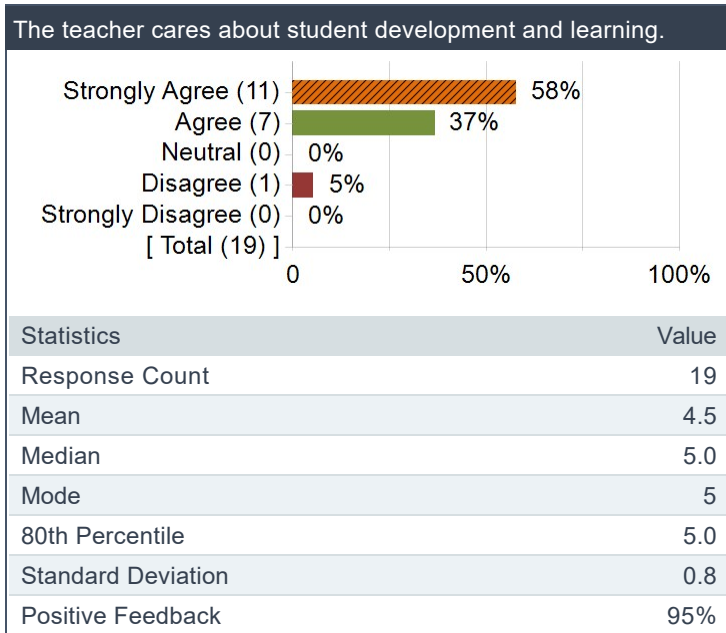
The teacher's attitude and approach encouraged me to think and work in a creative and independent way.

The teacher's attitude and approach encouraged me to think and work in a creative and independent way.

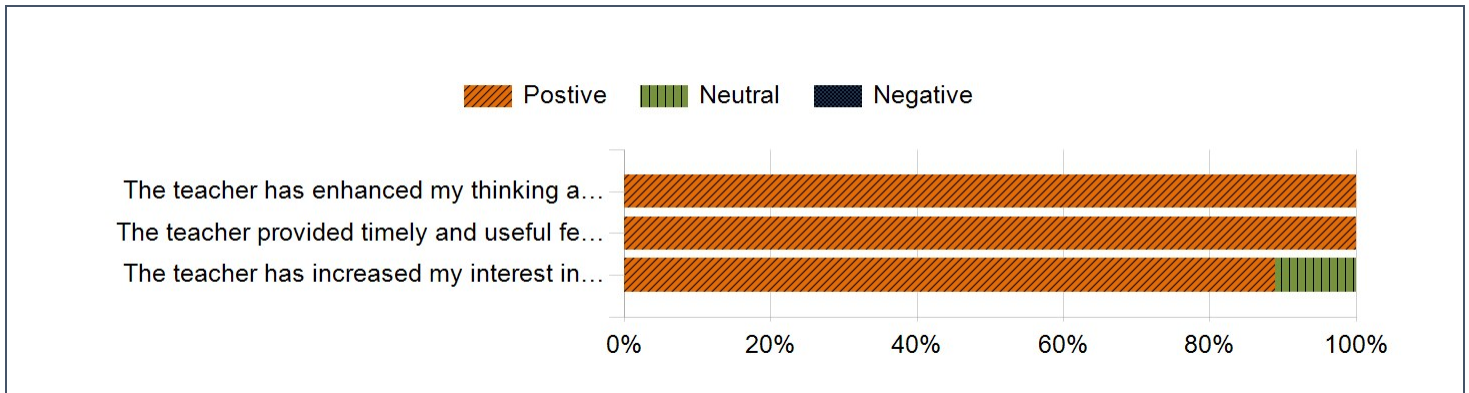


Statistics	Value
Response Count	19
Mean	4.5
Median	5.0
Mode	5
80th Percentile	5.0
Standard Deviation	0.6
Positive Feedback	95%

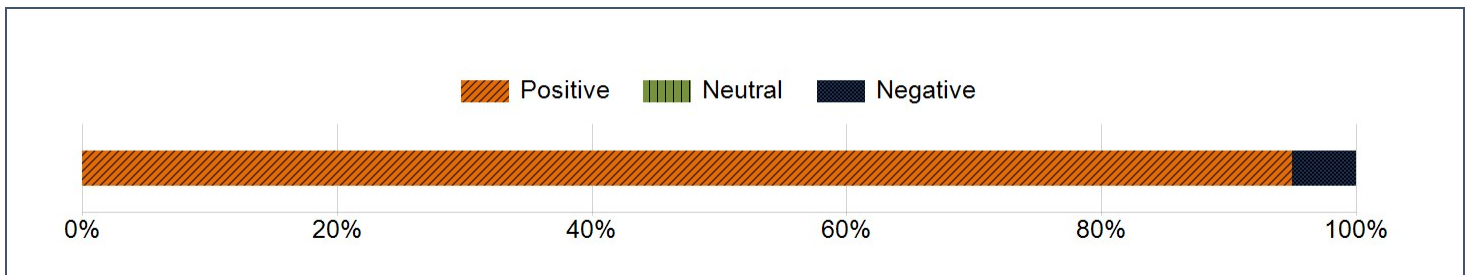
The teacher cares about student development and learning.



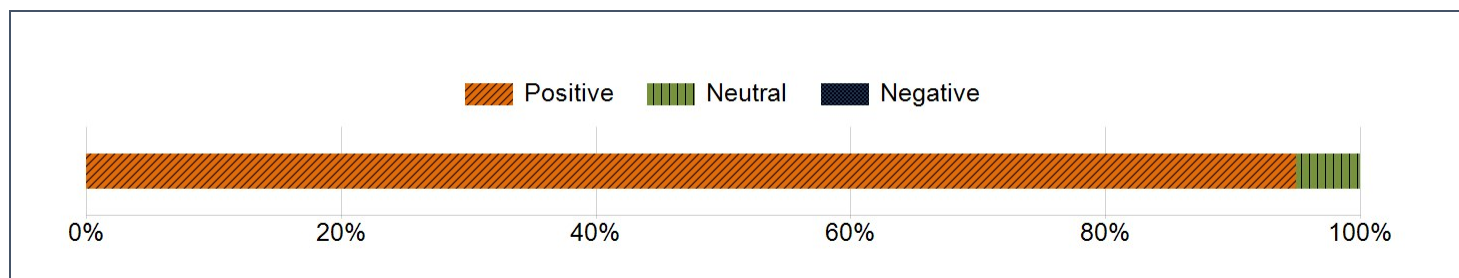
(iii) Scale Distribution of Responses



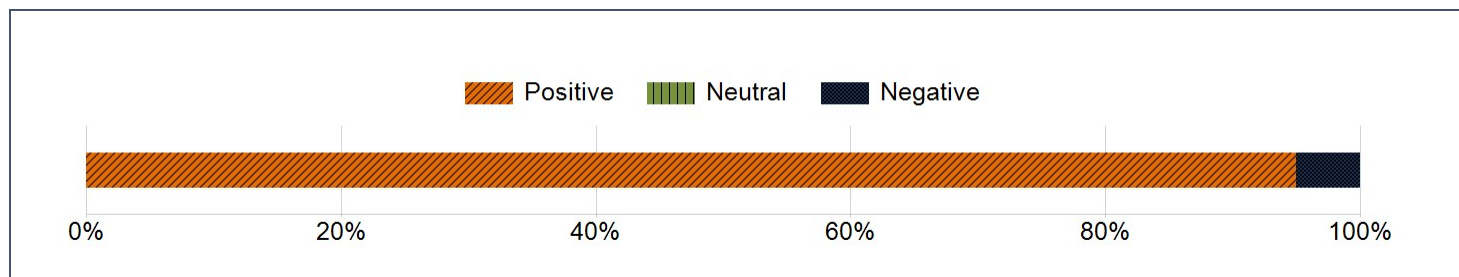
The teacher engaged me in useful interactions that have enhanced my learning.



The teacher's attitude and approach encouraged me to think and work in a creative and independent way.



The teacher cares about student development and learning.



(iv) Rating Scores vs. Gender

Question	M	F	Overall
The teacher has enhanced my thinking ability.	4.8	4.4	4.6
The teacher provided timely and useful feedback.	4.8	4.3	4.6
The teacher has increased my interest in the subject.	4.6	4.0	4.4

D. STRENGTHS

What are KENNETH SEET's strengths?

Comments
Kenneth offers prompt assistance for queries regarding lab submissions even outside of lab hours. Kenneth also goes out of his way to ensure that students understand the concepts being taught by offering consult sessions outside of labs.
Approachable and helpful. Will take time out of his schedule to explain problems
He's very helpful, he tries his best to answer my doubts
His friendliness as well as his ability to explain difficult coding concepts with ease.
He responds quickly and teaches well.
Empathetic & able to recognise where students go wrong. He can also lead them back on to the right path to solve questions, and offers practical tips for improvement
Kenneth was very helpful in explaining the codes and the idea or flow behind how the code works especially in Stream, Optional concepts. The assistance and effort of bringing up consultation and providing exercises for us to practice was much appreciated.
Caring, patient and engaging
friendly and patient as well!
perfect
smart and enthusiastic
na
explains concepts clearly, generally very engaging during the lessons as well
Very patient and helpful
Quick and direct in his responses, always willing to help.

E. AREAS FOR IMPROVEMENT

What improvements would you suggest to KENNETH SEET?

Comments
nil
Nil
NA
NIL
Nil.
NIL
NIL.
nil
nil
na
NA
NA
NIL

F. SELF-REFLECTION

1. When comparing these results to the previous year's results, what areas have shown improvement?
2. What areas remain to be improved and what are the necessary steps / actions to do so?
3. Are there colleagues who could potentially guide me?
4. Are there issues that require departmental or institutional support?